

Installation Instruction

KD

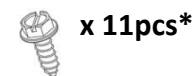
Cold room door
(Panel wall installation kit)

Package content

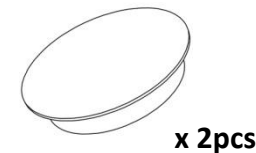
Frame and door leaf x 1pc

Sheet metal screw
4,2x13

Plug 12mm



Lid for lock cylinder

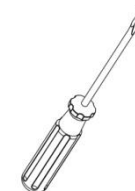


*22 or 33 pcs for two-side frame (depending on frame type)

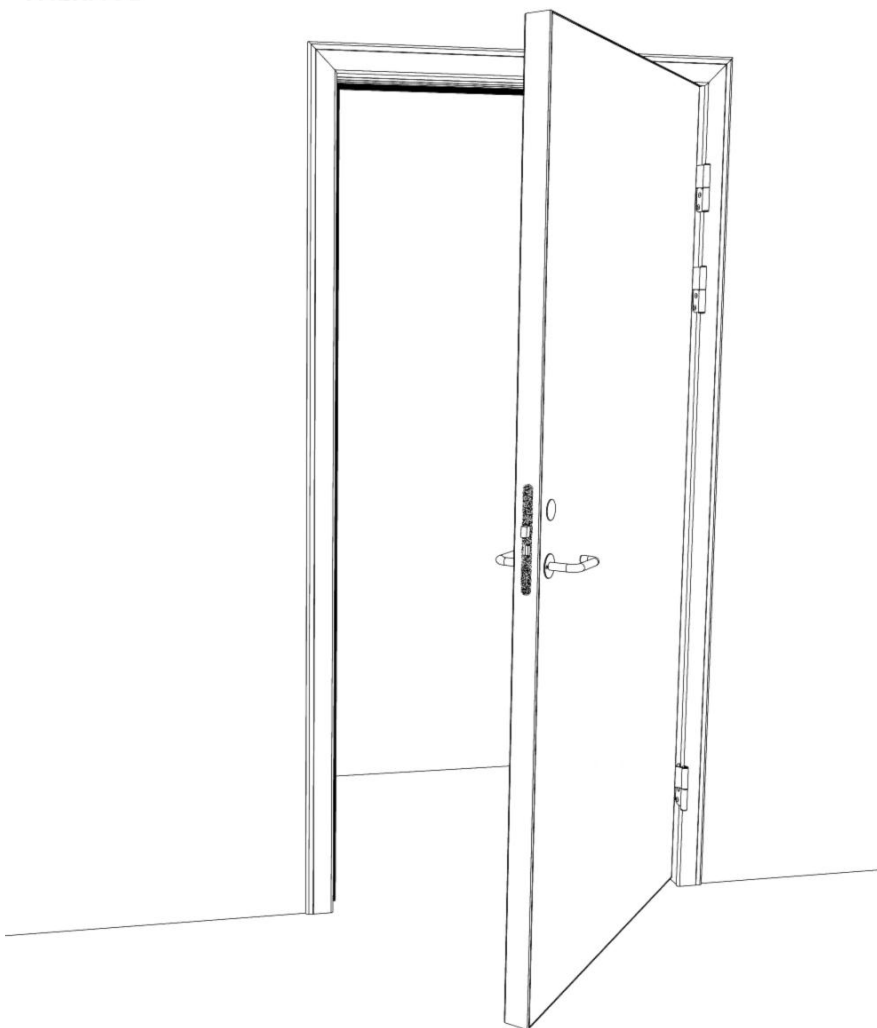
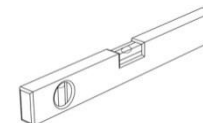
Needed Tools

Screwdriver

Mounting Foam



Spirit Level



Thank You for buying our product!

Thermod AB
Söderborgsvägen 32
SE-671 95 Klässbol
Tel. 0570 - 72 74 70 , Fax. 0570 - 72 74 71
www.thermod.se, info@thermod.se

